

# LDIC Inc.

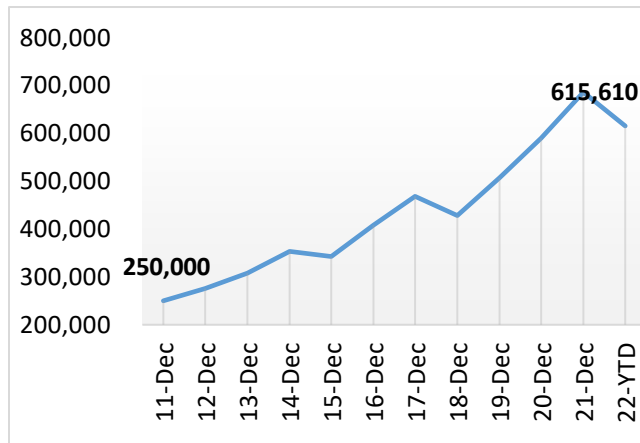
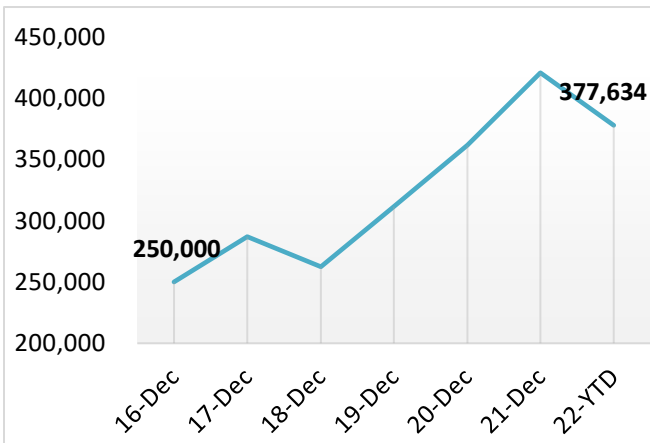
Aggressive Growth Mandate

September 30, 2022

**Aggressive Growth Mandate:** This model focuses on focuses on capital appreciation. The portfolio is primarily, all or part in high-growth equity, speculative equity and equity type products. You are comfortable with very high investment risk.

Mandate Performance Returns (%)							
Mandate	1 Month	1 Year	3 Years	5 Years	10 Years	Since Inception	Inception Date
Agg. Growth	-6.8	-9.4	9.1	7.9	7.2	9.7	May 2000

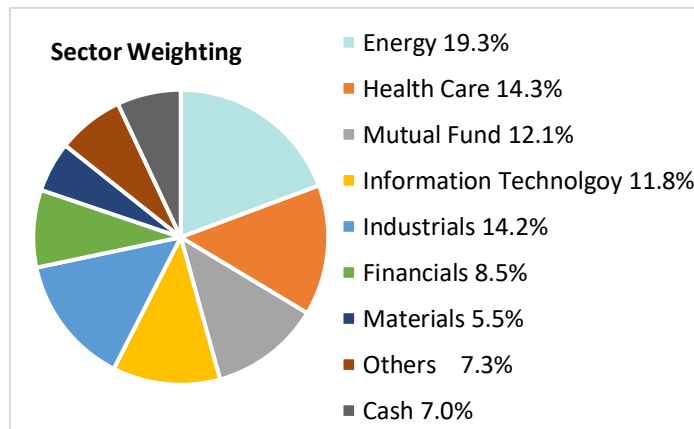
Growth of \$250,000 in last five years	Growth of \$250,000 in last ten years
--	---------------------------------------



Source: Ndex Systems

Only the rates of return for more than one year are annualized. Rate of Return is net of commissions, management fees and performance fees and includes accrued interest. Please reach to us at [info@ldic.ca](mailto:info@ldic.ca) for more mandate's information and historical performance. Client will need to complete full KYC questionnaire to determine his/her investment risk tolerance.

Top 10 holdings	
Algoma Centre Corp	Nutrien Ltd
Birchcliff Energy Ltd	Surge Energy Inc.
Boyd Group Service	Suncor Energy Inc.
Capital Power Corp	Tourmaline Oil Corp
Healthcare Special Opportunities Fund	Whitecap Res Inc



**Disclaimer:** LDIC Inc. is registered as a Portfolio Manager in all provinces within Canada except for Newfoundland, New Brunswick and Nova Scotia and an Investment Fund Manager registered in Ontario, Quebec and Newfoundland. The materials presented in this document are for general information purposes only and do not constitute an offer to buy or sell securities. Third party information provided herein has been obtained from sources believed to be accurate, but cannot be guaranteed. The information herein is current as of the date of this document and LDIC Inc. assumes no obligation to provide updates or advise on further developments. Returns in the chart are historic weighted average returns of segregated managed accounts, grouped by mandate type. Past returns do not reflective future performance. The performance of a specific managed account within the groups may vary based on the account's specific holdings and restrictions. Details on the compilation of these figures are available upon request by contacting LDIC Inc. Unauthorized publication or re-distribution of these materials may be illegal; please contact LDIC Inc. for permission prior.